



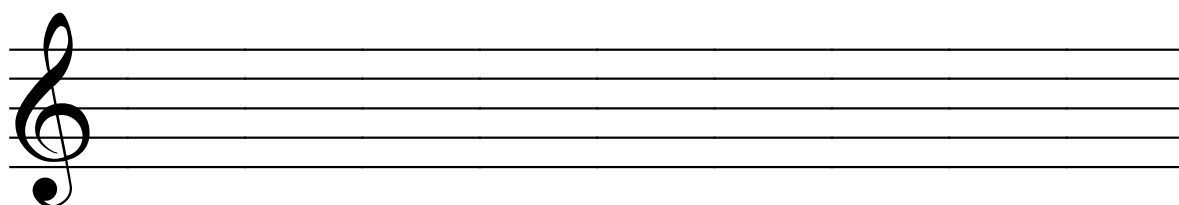
Música

Nome: _____

Colégio de Aplicação da UFRJ

Turma:

2018



Transforme seu nome em Música!

Escreva na pauta musical acima.


Vamos tocar seu nome!

DÓ	RÉ	MI	FÁ	SOL	LÁ	SI
A	B	C	D	E	F	G
H	I	J	K	L	M	N
O	P	Q	R	S	T	U
V	W	X	Y	Z		

Dever de casa - Revisão

CAp-UFRJ NOME: _____ TURMA: _____

Verifique os tamanhos das velas (figuras) e responda:

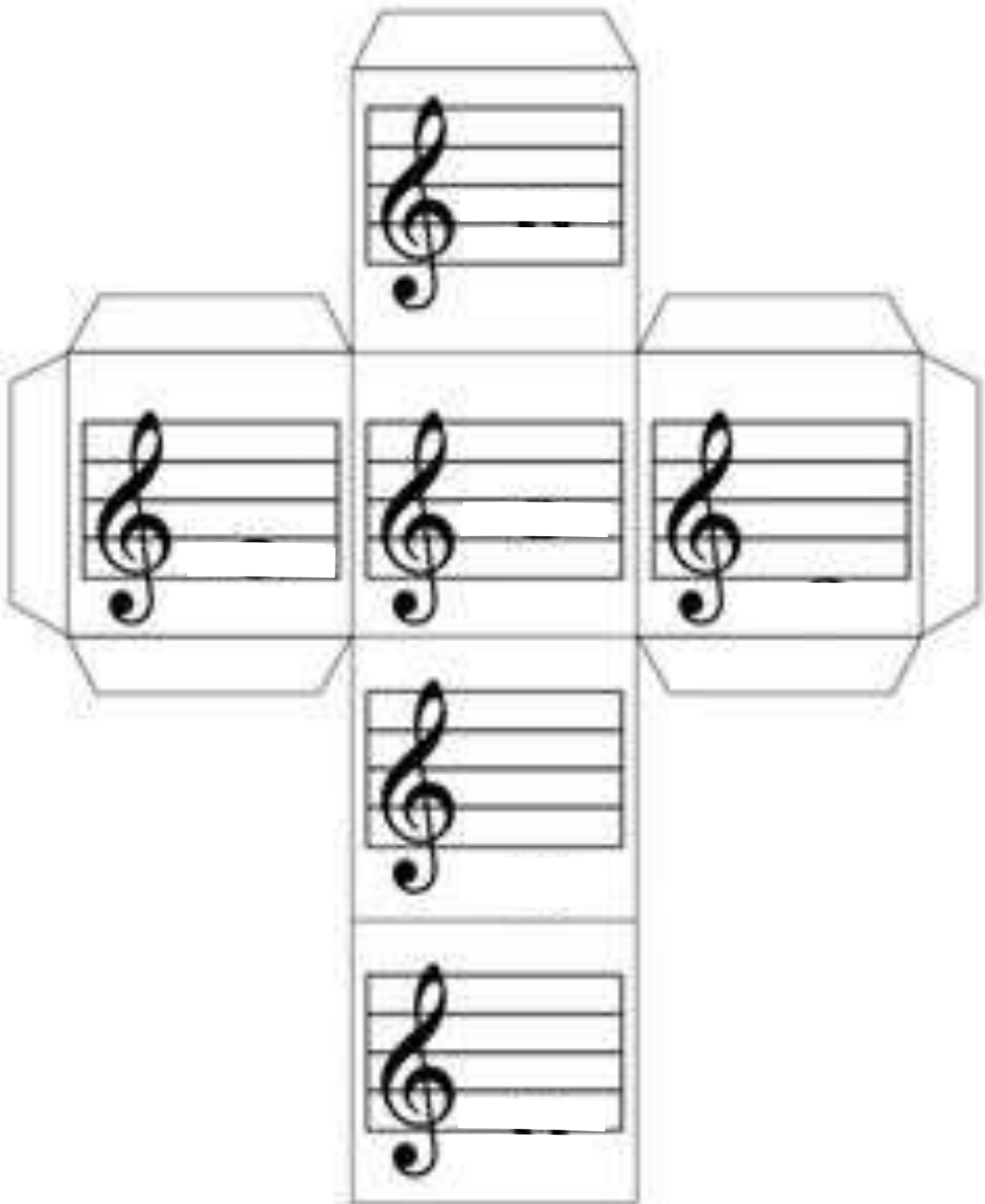


- a) A _____ é o dobro da 
- b) A  é a metade da _____
- c) A _____ é o dobro da 
- d) A _____ é a metade da 
- e) A _____ é o dobro da 
- f) A _____ é a metade da 
- g) A  vale quantas  ? R. _____
- h) A  vale quantas  ? R. _____
- i) A  vale quantas  ? R. _____
- j) A  vale quantas  ? R. _____
- k) A  vale quantas  ? R. _____


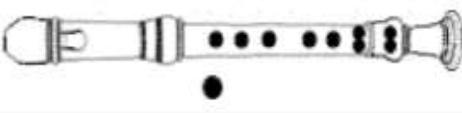

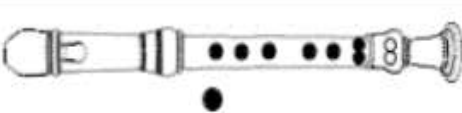

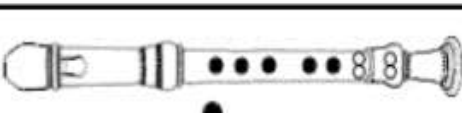
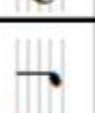
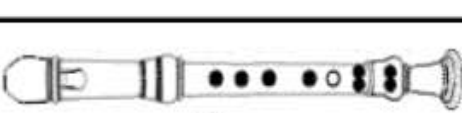
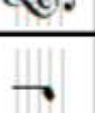
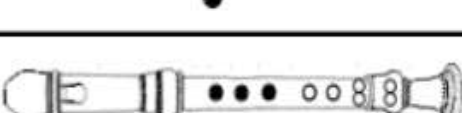
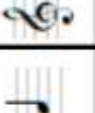
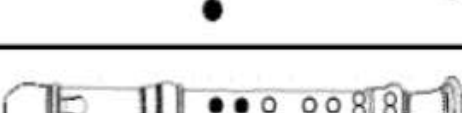





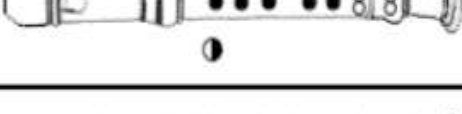

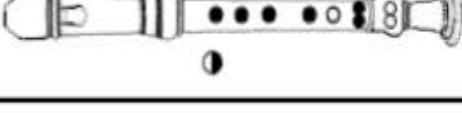

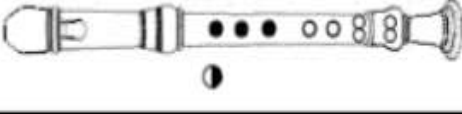


Escolha as notas musicais e coloque na pauta.

00

Depois, monte o seu dado de notas musicais para jogar com seu amigo.



NOME: _____ Turma: _____






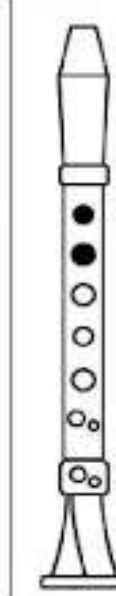
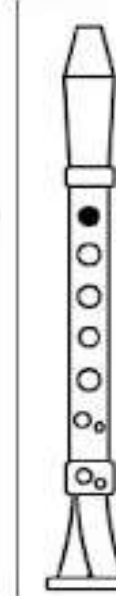

dó 1ª oitava				dó 1ª oitava
ré 1ª oitava				ré 1ª oitava
mi 1ª oitava				mi 1ª oitava
fá 1ª oitava				fá 1ª oitava
sol 1ª oitava				sol 1ª oitava
lá 1ª oitava				lá 1ª oitava
si 1ª oitava				si 1ª oitava
dó 2ª oitava				dó 2ª oitava
ré 2ª oitava				ré 2ª oitava
mi 2ª oitava				mi 2ª oitava
fá 2ª oitava				fá 2ª oitava
sol 2ª oitava				sol 2ª oitava

NOME: _____






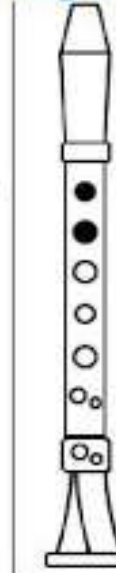
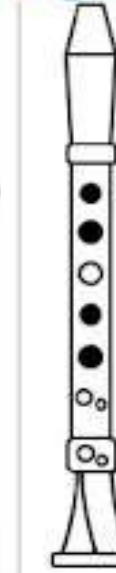

TURMA: _____

02

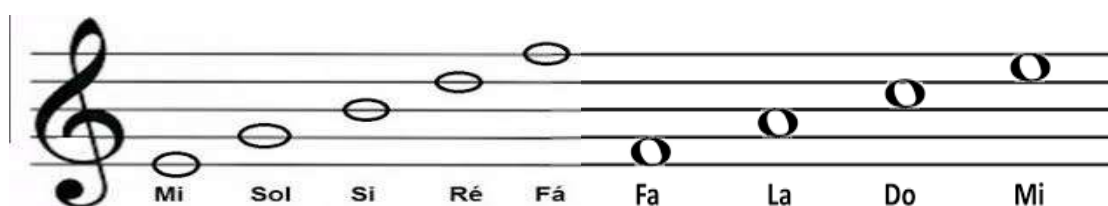
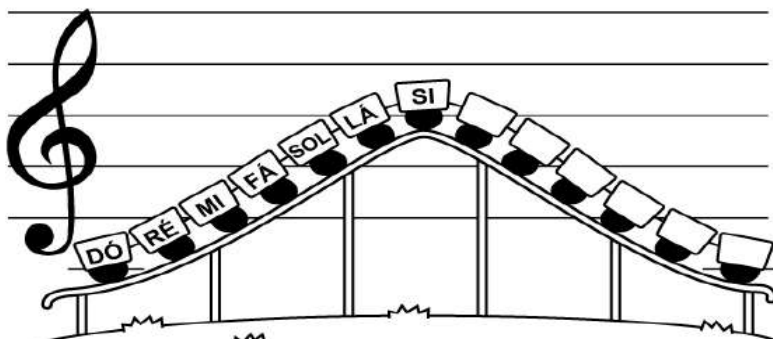
							
Dó Médio	Ré Médio	Mi Médio	Fá Médio	Sol Médio	Lá Médio	Si Médio	Dó Agudo

							
--	--	--	--	--	---	--	--

							
Dó Agudo	Ré Agudo	Mi Agudo	Fá Agudo	Sol Agudo	Lá Agudo	Si Agudo	Dó + Agudo

							
---	---	---	---	---	--	---	---

REVISÃO



Divirta-se com os exercícios abaixo!

A música sempre esteve ao meu .

Amanhã é sábado!  xa! Não tem prova!

Vou  no .

Ligue as notas aos seus nomes



MI



DÓ



RÉ



SOL



FÁ


Fale os nomes das notas musicais sem escrever:

Esquentando os tamborins...

05

Folha de Revisão - Figuras rítmicas - Vamos tocar marcando a pulsação com o pé!

A



1...2...3...4... 1...2...3...4... 1...2...3...4... 1...2...3...4... 1...2...3...4... 1...2...3...4...

Experimente o mesmo ritmo com uma melodia!



1...2...3...4... 1...2...3...4... 1...2...3...4... 1...2...3...4... 1...2...3...4... 1...2...3...4...

Registre aqui as figuras rítmicas que apareceram, seus nomes e valores:

1. _____ 2. _____

3. _____ 4. _____

B



1...2...3...4... 1...2...3...4... 1...2...3...4... 1...2...3...4... 1...2...3...4... 1...2...3...4...

Experimente o mesmo ritmo com uma melodia!




Registre aqui as novas figuras rítmicas que apareceram, seus nomes e valores:

1. _____ 2. _____

3. _____

C



Experimente o mesmo ritmo com uma melodia!



Registre aqui as novas figuras rítmicas que apareceram, seus nomes e valores:

1. _____ 2. _____

O que acontece com o som quando aparece o sinal de ligadura? _____

Repertório

Alphabet Song

1 C F C

A B C D E F G

3 G⁷ C

H I J K L M N O P

5 C F C G

Q R S T U V

7 C F C G

Dou - ble - u X Y and Z.

9 C F C

Now I know my A B C's.


11 G⁷ C

Next time won't you sing with me!


RITMOS	A	B
1		
2		
3		
4		
5		
6		
7		
8		

As metades (colcheias) se separam em duas situações. Vamos treinar!

1. CONTRATEMPO = primeira colcheia em pausa



2. Colcheia com LIGADURA



Lua, Noite

Daniel Puig



lu - a, noi - te, dor - mir e so - nhar



di - a, co - res, va - mos vem brin - car.

Quando Eu Toco Assim

Daniel Puig




Quan - do eu to - coas - sim, vão sa - in - doos



sons, um por um... um som!

Tique, Taque, Carambola



Ti - que, ta - que, ca - ram - bo - la,








um de den - troe um de fo - ra.

Dever de casa

CAP-UFRJ Música Nome: _____ Turma: _____

Tente falar e tocar as notas musicais sem escrever o nome.

Depois de treinar, escreva o nome das notas musicais abaixo da pauta:



Nome: _____ Turma: _____ Profª.:Claudia

O Rap dos meus Sonhos - Vamos cantar!!!

No sé - ti - mo a - no eu vou es - tu - dar
 to - das as fi - gu - ras que vou pre - ci - sar:
 se - mi - bre - ve, mí - ni - ma, mí - ni -
 ma, se - mí - ni - ma, se - mí - ni - ma e col - chei - a, e col -
 chei - a, col - chei - a, col - chei - a, pau - sa
 na - me - ta - de, pau - sa na me - ta - de
 li - ga - du - ra, li - ga - du - ra, pon - to de aumento, FIM!

Um Repente de Rappers :-)

Eu te-nho um sonho vou eon-tar só só pra vo-cê.
 O quê? Qual é? Diz! Fa - la! Então diz lo-go!

Cante seu sonho e depois escreva na linha abaixo. Não esqueça de colocar o compasso!

VAMOS TOCAR!!! Nome: _____ Turma: _____

Repertório Alouette


Traditional French Song



Musical notation for the first line of the song. It features a treble clef, a key signature of one sharp (F#), and a 4/4 time signature. The melody consists of four measures. Above the notes are the chords G, D, G, D, G. The lyrics are: A - lou - et - te, gen - tille a - lou - et - te, A - lou - et - te, je te plu - me - rai.



Musical notation for the second line of the song. It features a treble clef, a key signature of one sharp (F#), and a 4/4 time signature. The melody consists of four measures. Above the notes are the chords D, G, D. The lyrics are: Je te plu - me - rai la tête, Je te plu - me - rai la tête, Et la tête! Et la tête! A - lou - ette! A - lou - ette!



Musical notation for the third line of the song. It features a treble clef, a key signature of one sharp (F#), and a 4/4 time signature. The melody consists of four measures. Above the notes are the chords G, D, G, D, G. The lyrics are: Ah, ah, ah, ah, A - lou - et - te, gen - tille a - lou - et - te, A - lou - et - te, je te plu - me - rai.

ACALANTO

Flauta Doce

Brahms



Musical notation for the first line of the piece. It features a treble clef, a key signature of one sharp (F#), and a 3/4 time signature. The melody consists of a single measure with a repeat sign.



Musical notation for the second line of the piece. It features a treble clef, a key signature of one sharp (F#), and a 3/4 time signature. The melody consists of a single measure with a repeat sign and two endings labeled 1. and 2.

MINECRAFT

09

Composed by
DANIEL ROSENFELD

Moderately (♩ = 120)

G

B A E G B A E D

B A E G B A E D

B A E G B A E D

B A E G B A E D

**Numere os compassos perto da clave de sol.
Toque as canções. Escreva os títulos.**

10

Flauta
Doce
Soprano

D C G Em Am C

In the town where I was born, lived a man who sailed to
Na cidade onde nasci Viveu um homem que navegou para o mar

D G D C G Em Am C D7

sea. And he told us of his life in the land of sub-ma - rines.
E ele nos falou sobre sua vida Na terra dos submarinos

G D G

We all live in a yel-low sub-ma-rine, yel-low sub-ma-rine, yel-low sub-ma-rine.

D m C D m

Are you going to Scar - bor - ough Fair?
Você vai à feira de Scarborough?

F D m G D m

Par - sley, sage, rose - ma - ry and thyme.
Salsa, salvia, alecrim, e tomilho

D m F C

Re - mem - ber me to one who lives there.
Lembra-me a alguém que vive lá

D m G Am D m

She/He once was a true love of mine.
Ela(e) outrora foi o meu verdadeiro amor.